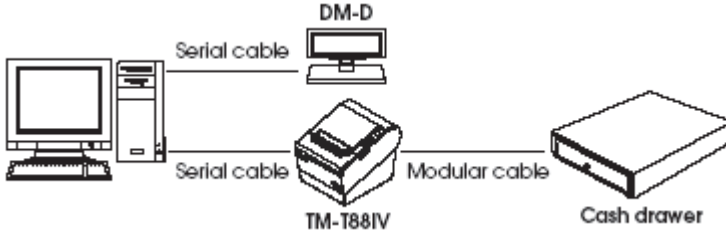


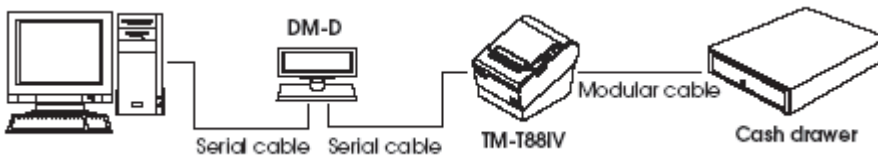
# Anschlussmöglichkeiten von Epson Bon-/Rezeptdruckern

Gilt für alle Epson-Drucker der Baureihen TM-T, TM-H, TM-U und TM-J  
Geldschublade (Epson kompatibel) & Epson Kundenanzeigen der Baureihen DM-D 110/210

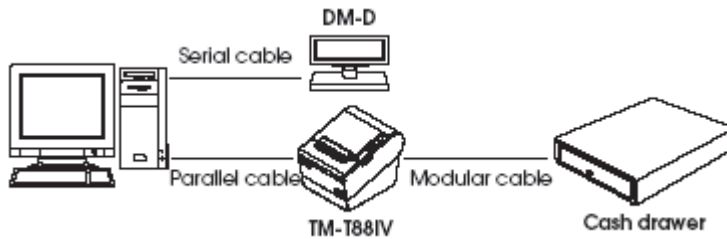
## Seriell (RS-232) stand alone



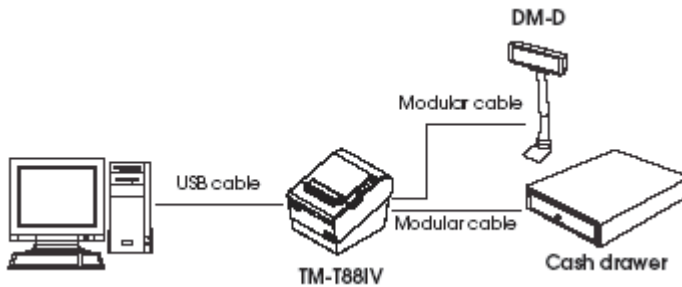
## Seriell (RS-232) pass through



## Parallel (LPT)



## USB



## LAN / Ethernet

